



STATE INCENTIVES data

Hoosier Business Investment Tax Credit (HBI)

HBI tax credits are available to a company making a "qualified investment" in an Indiana facility. Generally speaking, a "qualified investment" includes new buildings, building improvements and equipment. The credit award may equal up to 10 percent of the qualified investment, and may be carried forward for up to nine years. The credit percentage and carry-forward term are determined by the IEDC on a case-by-case basis.

21st Century Research and Technology Fund (21 Fund)

The 21 Fund helps develop and commercialize advanced technologies in Indiana. Proposals go through a review process whereby (1) the technology or science is reviewed by experts in the field and (2) the commercial viability of the proposal is evaluated.

Indiana Economic Development Corporation (IEDC)

David Behr, Senior Project Manager
dbeh@iedc.in.gov
www.iedc.in.gov
574-288-6834

Economic Development for a Growing Economy (EDGE)

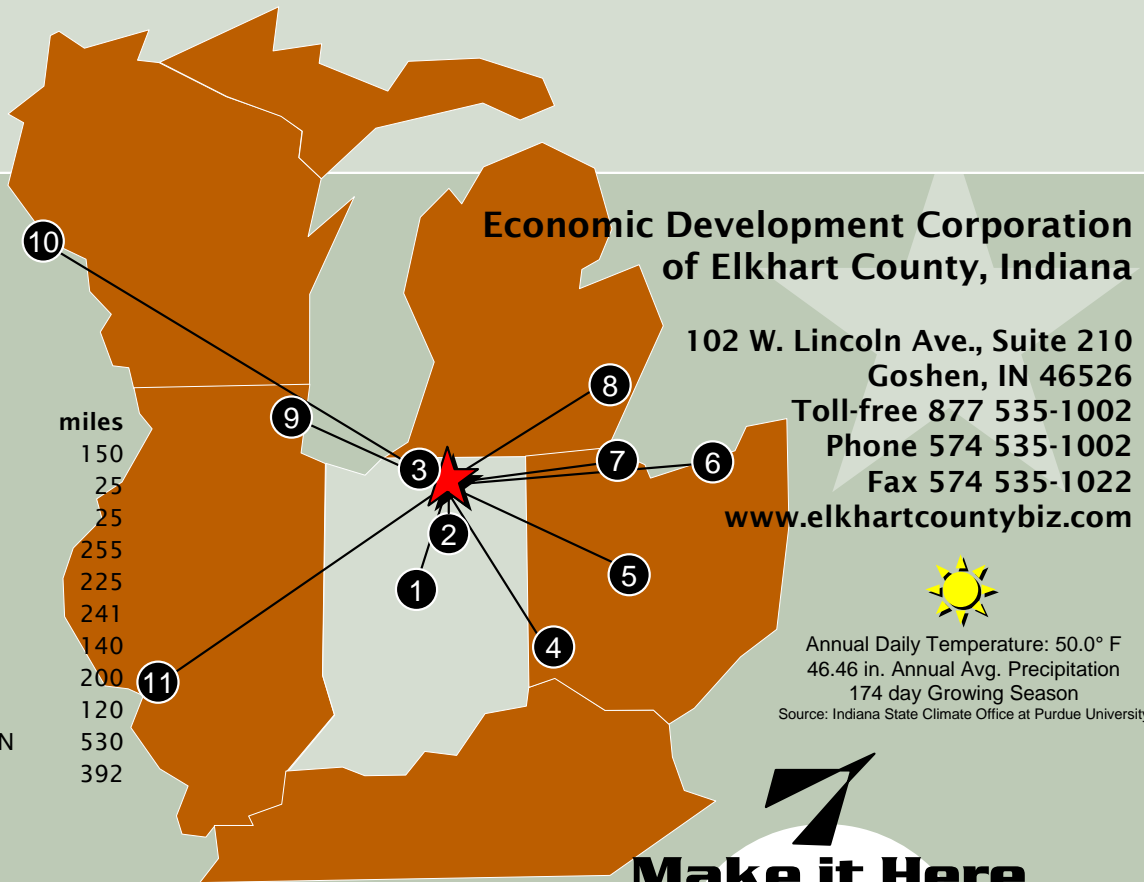
EDGE tax credits are based on the additional employee payroll withholdings for net new job creation in Indiana. The grant may be for a period of up to 10 years. Credits are applied against the company's Indiana income tax liability and are refundable.

Permitting Assistance

The IEDC can assist companies by serving as a liaison between the company and communities, local economic development organizations and regulatory agencies. The IEDC can also provide permit application assistance and tracking. This service is an effort to minimize the amount of time spent on regulatory compliance.

Venture Capital Investment Tax Credit (VCI)

The VCI tax credit is a non-refundable tax credit available to qualified applicants that provide investment capital to qualified Indiana businesses. The aggregate credit amount for a particular qualified business is equal to the lesser of 20 percent of the qualified investment or \$500,000.





INCENTIVES data

Corporate Income Taxes

The Business Gross Income Tax (Gross Receipts Tax) has been eliminated. The Corporate Adjusted Gross Income (CAGI) Tax now allows corporations to compute their tax liability at a flat rate of 8.5 percent of CAGI. Because of legislation passed in 2006, Indiana is phasing in the single-sales factor for apportioning corporate income tax.

Single-Sales Factor

Indiana is phasing in the single-sales factor for apportioning corporate income tax. Indiana had determined its share of an interstate or international corporation's taxable income by weighing the Indiana portion of a company's property, personnel and sales. The single-sales factor will calculate the Indiana portion of a corporation's tax based solely on the portion of a company's sales in Indiana. This change in the Indiana tax code is being phased in over five years and will be complete in 2011.

Inventory Taxes

Taxes are no longer paid on inventory in Indiana.

Source: IEDC, www.iedc.in.gov

Indiana High-Growth Fund

A multi-million dollar fund was created to be used in conjunction with existing IEDC incentives to compete for the expansion and attraction opportunities with companies that are engaged in technology-intensive, high value-added activities paying well above average wages.

Patent Income Exemption

To spur additional patent activity, qualified utility and plant patents are exempt from taxation on certain income derived. Qualified taxpayers are eligible for an exemption of 50% of income for each of the first five years and decreases over the next five years to 10% in the tenth year. The total amount of exemptions claimed by a taxpayer may not exceed \$5 million per year.

Headquarters Relocation Tax Credit

A tax credit equal to 50 percent of relocation costs for companies with revenue of at least \$100 million and a minimum of 75 employees.

Source: IEDC, www.iedc.in.gov

Elkhart County Adjusted Gross Income Tax (CAGIT)

1.25% for resident taxpayers
0.5% for non-resident taxpayers

Source: Elkhart County Auditor

Elkhart Economic Development Income Tax (CEDIT)

0.25%

Source: Elkhart County Auditor

Elkhart County Property Tax

Note: Tax rates for taxes payable in 2008.

DISTRICT NAME	TAX RATE	PTRC (R)	PTRC (P)
BAUGO TS.	2.3757	19.1664	12.6677
ELKHART C.-BAUGO TS.	3.8031	18.3806	7.9125
BENTON TS.	2.1388	20.329	13.3472
MILLERSBURG T.-BENTON TS.	2.835	19.7172	10.0684
CLEVELAND TS.	2.2259	21.2675	13.323
ELKHART C.-CLEVELAND TS.	3.5007	20.0163	8.4707
CLINTON TS.	2.0929	20.4633	13.64
MILLERSBURG T.-CLINTON TS.	2.8281	19.73	10.0941
CONCORD TS.	2.5079	18.3365	11.6663
ELKHART C.-CONCORD TS.	3.7191	18.302	7.8664
ELKHART C.-CONCORD TS.	3.4788	20.0214	8.524
GOSHEN C.-CONCORD TS.	3.3139	17.8513	8.8289
ELKHART TS.	2.3481	19.117	12.3891
GOSHEN C.-ELKHART TS.	3.2414	18.1063	8.9747
HARRISON TS.	2.2643	21.6004	14.0377
WAKARUSA T.-HARRISON TS.	2.9227	20.1644	10.8754
JACKSON TS.	2.1602	20.3331	13.2151
JEFFERSON TS.	2.1647	20.6232	13.6501
LOCKE TS.	2.1376	21.9818	14.8697
NAPPANEE C.-LOCKE TS.	3.3492	19.4335	9.4904
OLIVE TS.	2.2452	21.6031	14.1571
WAKARUSA T.-OLIVE TS.	2.9231	20.1308	10.8739
OSOLO TS.	2.184	21.6559	13.5786
ELKHART C.-OSOLO TS.	3.4657	19.9962	8.5562
UNION TS.	2.3982	20.4189	13.254
NAPPANEE C.-UNION TS.	3.3283	19.4478	9.55
WASHINGTON TS.	2.0624	22.3166	14.3792
BRISTOL T.	2.645	20.8256	11.212
YORK TS.	2.1465	20.8123	13.7659
MIDDLEBURY TS.	2.3458	19.013	12.5964
MIDDLEBURY T.	2.8887	17.9175	10.229
GOSHEN C.-HARRISON TS.	3.1727	19.6201	10.0297
GOSHEN C.-JEFFERSON TS.	3.1204	18.9582	0

C. = CITY
T. = TOWN
TS. = TOWNSHIP
(R) = REAL PROPERTY
(P) = PERSONAL PROPERTY

Source: Elkhart County Auditor, David Hess
574-535-6719, www.elkhartcountyindiana.com



INCENTIVES data

Real Property Tax Phase-In

New buildings constructed are eligible for real property tax abatement. Substantial improvements to existing buildings may be eligible, but it is important to note that only the value of the improvement to the existing building qualifies. It is not permissible to abate property that is already being taxed in Indiana. Land does not qualify for phase-in.

Real property tax phase-in is a declining percentage of the increase in assessed value of the improvement based on one of the following ten time periods. For example, for a five-year phase-in, the tax payer pays no tax in year one, 20% of the total tax in year two, 30% of the total tax in year three, etc. The local governing body determines the time period for the phase-in.

Real Property Tax - Term of the Phase-In

	1 Year	2 Years	3 Years	4 Years	5 Years	6 Years	7 Years	8 Years	9 Years	10 Years
Year 1	100%	100%	100%	100%	100%	100%	100%	100%	100%	100%
Year 2		50%	66%	75%	80%	85%	85%	88%	88%	95%
Year 3			33%	50%	60%	66%	71%	75%	77%	80%
Year 4				25%	40%	50%	57%	63%	66%	65%
Year 5					20%	34%	43%	50%	55%	50%
Year 6						17%	29%	38%	44%	40%
Year 7							14%	25%	33%	30%
Year 8								13%	22%	20%
Year 9									11%	10%
Year 10										5%

Personal Property Tax Phase-in

Manufacturing and research & development equipment that is new to Indiana is eligible for personal property tax phase-in. It is not permissible to abate property that is already being taxed in Indiana.

Personal property tax phase-in is a declining percentage of the assessed value of the newly installed manufacturing and / or research and development equipment. Taxes are phased in as described below.

Personal Property Tax - Term of the Phase-In

	1 Year	2 Years	3 Years	4 Years	5 Years	6 Years	7 Years	8 Years	9 Years	10 Years
Year 1	100%	100%	100%	100%	100%	100%	100%	100%	100%	100%
Year 2		50%	66%	75%	80%	85%	85%	88%	88%	90%
Year 3			33%	50%	60%	66%	71%	75%	77%	80%
Year 4				25%	40%	50%	57%	63%	66%	70%
Year 5					20%	34%	43%	50%	55%	60%
Year 6						17%	29%	38%	44%	50%
Year 7							14%	25%	33%	40%
Year 8								13%	22%	30%
Year 9									11%	20%
Year 10										10%

Tax Increment Financing (TIF)

Elkhart County has 30 TIF districts. Allows a company locating within a specific jurisdictional area improved infrastructure, water, sewer, roads. The TIF district is created and approved by the redevelopment commission.

A city, town or county may use property taxes derived from a new project to finance infrastructure, structures, land acquisition, or equipment that benefits the new project. Although traditionally the incremental tax (or "TIF") has been generated from increases in real property assessed values, in many cases the TIF is generated from increases in depreciable personal property.

Source: Ice Miller, LLP

Contacts:

Bristol
Bill Wuthrich, Town Manager
574-848-4853

Elkhart
Barkley Garrett, Director Economic Devel.
574-294-5471

Goshen
Mark Brinson, Dir. of Community Dev.
574-537-3824

Middlebury
Mark Salee, Town Manager
574-825-1499

Millersburg, New Paris
Laura Coyne, Community Devel. Coordinator
574-875-3347

Nappanee
Larry Thompson, Mayor
574-773-2112

Wakarusa
Tom Roeder, Town Manager
574-862-2245

Wakarusa
Nappanee
Middlebury
Goshen
Elkhart
Bristol



ELECTRICITY
TELECOMMUNICATIONS
WATER & SEWER
NATURAL GAS
WASTE DISPOSAL

UTILITIES data

877 535-1002

Electricity

Indiana Michigan Power

Serving City of Elkhart
Dave Switzer, Manager Community Relations
574-236-1646, www.aeped.com

Northern Indiana Public Service Company

Serving Bristol, Goshen, Middlebury, Millersburg, Nappanee, New Paris, and Wakarusa
Don Babcock, Director Economic Development
219-647-4975, www.ni-econdev.com

Telecommunications

Comcast www.comcast.com

Elkhart County
Commercial Department, 888-824-8310

Embarq www.embarq.com

Millersburg, Nappanee, and Syracuse
Jim Wagner, 574-772-5555

New Paris Telephone www.nptel.com

Elkhart County and New Paris
Steve Edwards, 574-831-2176

One Communications

www.onecommunications.com
Elkhart County
574-968-7540

U4 www.u4corp.com

Elkhart County, except New Paris
Rich Hays, 877-562-2584

Verizon eric.harvey@verizon.com

Bristol, Elkhart, Goshen, Middlebury, and Wakarusa
Eric Harvey, 260-461-3716

Broadband

GramTel www.gramtel.net

Rich Carlton, 574-472-4726

MapleNet Wireless www.maplenetwireless.com

Gene Crusie, 574-389-3100

Water & Sewer Districts

District	Water		Sewer	
	Daily Capacity (gpd)	Avg Daily Flow 2007 (gpd)	Daily Capacity (gpd)	Avg Daily Flow 2007 (gpd)
Bristol	600,000	320,000	750,000	310,000
Elkhart	19,000,000	8,981,000	40,000,000	19,700,000
Goshen	10,000,000	3,500,000	5,000,000	4,000,000
Middlebury	3,456,000	500,000	702,000	537,000
Millersburg	200,000	75,000	120,000	80,000
Nappanee	2,800,000	620,000	1,900,000	1,310,000
New Paris	N/A	N/A	360,000	153,000
Wakarusa	500,000	250,000	1,500,000	340,000

Bristol	Bristol Public Works	574-848-7931
Elkhart	Elkhart Public Works	574-293-2572
Goshen	Goshen Water and Sewer	574-533-9399
Middlebury	Middlebury Public Works	574-825-1499
Millersburg	Millersburg Water and Sewer	574-642-3733
Nappanee	Nappanee Utilities	574-773-4623
New Paris	New Paris Conservancy District	574-831-6109
Wakarusa	Town of Wakarusa Public Utilities	574-862-4632

Source: EDC of Elkhart County Research, 2007

Natural Gas

Northern Indiana Public Service Company (NIPSCO)

Serving Elkhart County
Don Babcock, Director Economic Development
219-647-4975, www.ni-econdev.com

Air, Land and Water Permits

Indiana Department of Environmental Management

New Permits: 800-451-6027, www.in.gov/idem
Information & Questions: 574-245-4870

Commercial & Industrial Waste Disposal

Elkhart County Solid Waste Management District

500 N. Nappanee St., Elkhart, Indiana 46514,
574-293-2269

Elkhart County Landfill

59530 CR 7, Elkhart, Indiana 46517, 574-522-2581

Allied Waste Services, 574-522-1331, www.awin.com

Himco Waste-Away Service, Inc., 574-293-8534,
www.wasteawaygroup.com

Waste Management
574-875-5232, www.wm.com

Source: Chambers of Commerce



Wakarusa Nappanee New Paris Millersburg Middlebury Goshen Elkhart Bristol



AIR
RAIL
WATER

877 535-1002

LOGISTICS data

Air

Elkhart Municipal Airport

Andy Jones, Airport Manager
574-264-5217
www.elkhartindiana.org

Goshen Municipal Airport

Randy Sharkey, Airport Manager
574-533-8245
www.goshenair.com

Nappanee Municipal Airport

John Graber, Airport Manager
574-773-2151
www.nappaneeairport.com

South Bend Regional Airport

Located 35 miles west of Elkhart County. South Bend Regional Airport is served by 6 major carriers: Air Azul, Allegiant Air, Continental Connection, Delta Connection, Northwest, and United.

Daily pick up of air cargo provided by: Delta Air Lines, Express Mail - USPS, Federal Express, Flying Tigers Air Cargo, Mountain Air Cargo, Towne Air Freight, and UPS.
John Schalliol, Airport Manager
574-233-2185, www.sbnair.com

International Airports

Chicago O'Hare	130 miles
Chicago Midway	120 miles
Detroit	190 miles
Fort Wayne	90 miles
Indianapolis	160 miles

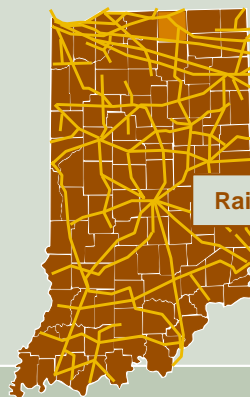
Indiana ranks 9th in the nation in railroad mileage.

Source: IEDC

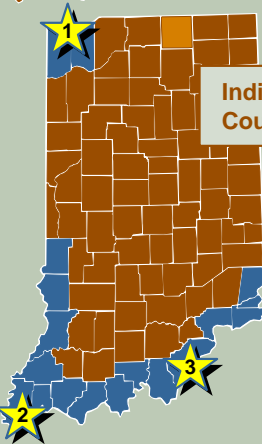
Norfolk Southern

Elkhart Rail Yard is the 2nd largest rail switching yard in the nation.

Source: IEDC



Railroad tracks in Indiana



Indiana Ports & Counties on Water



Indiana ranks 14th in the nation in water-borne shipping.

Source: Ports of Indiana

Rail

Norfolk Southern Corporation

Dayne Tate, Industrial Development Manager
317-580-0364
www.nscorp.com

CSX Transportation

Jeffrey Wagoner, Manager of Regional Development
630-904-1493
www.csx.com

Elkhart & Western

Shane Cullen, General Manager
309-697-1400
www.pioneer-railcorp.com

Grand Elk Railroad

Shasta Stump, V.P. Marketing & Sales
269-753-4957
www.watcocompanies.com

Water

Ports of Indiana

Peter Laman, Port Director
219-787-8636, www.portsofindiana.com

1) Burns Harbor, Portage, IN

Lake Michigan, 560 Acres

2) Southwind Maritime, Mount Vernon, IN

Ohio River, 745 Acres

3) Clark Maritime, Jeffersonville, IN

Ohio River, 962 Acres





LOGISTICS data

Highway

Elkhart County is served by I-80 / I-90 Toll Road with four (4) exit and entry locations. Elkhart County is served by six (6) state highways* and four (4) US highways**. The county is also easily accessible to I-69.

* SR 4, SR 13, SR 15, SR 19, SR 119, SR 120
**US 6, US 20, US 33, US 131

Trucking

Over 50 trucking firms work in Elkhart County. Please access a complete list through our website, www.elkhartcountybiz.com



I-80/I-90 Toll Road Traffic Counts

Toll Plaza	Intersecting	AADTC
Elkhart	SR 19	25,790
Elkhart East	CR 17	25,090
Bristol / Goshen	SR 15	24,930
Middlebury	SR 13 & US 131	23,750

AADTC=2002 Average Annual Daily Traffic Count
Source: Indiana Department of Transportation

US Highway and State Road Traffic Counts

US 6	AADTC
Tomahawk Trail	7,040
SR 19, Nappanee	10,600
Oakland Avenue, Nappanee	14,260
County Road 9	13,350
SR 15	6,810
County Road 3	5,910
SR 13, Junction South	4,960
US 33 & SR 13, Junction North	5,710
Noble County Line	7,850

US 20	AADTC
SR 19	25,680
US 33	23,210
County Road 17	20,370
SR 15	18,660
County Road 35	14,430
Wayne Avenue, Middlebury	15,080
Orpha Avenue, Middlebury	17,030
SR 13	11,100
Lagrange County Line	11,540

US 33	AADTC
SR 13	4,450
County Road 33	4,800
County Road 42	9,080
County Road 38	11,770
College Avenue, Goshen	15,280
Sixth Street, Goshen	17,520
SR 15, Junction South	11,380
SR 4, Goshen	17,320
Main Street / Pike Street, Goshen	14,970
SR 15, Junction North	19,950
Indiana Avenue, Goshen	18,820
Riverside Boulevard, Goshen	15,110
Bashor Road, Goshen	22,310
Greene Road, Goshen	20,250
Mishawaka Road	25,490
US 20	25,430

SR 4	AADTC
Sixth Street, Goshen	10,630
Ninth Street & Logan Street, Goshen	10,690
Olive Street	8,020
Blackport Drive, Goshen	5,390
SR 13	4,150

SR 13	AADTC
US 6	6,410
County Road 50	2,670
County Road 46	1,840
Lincoln Street, Millersburg	2,270
County Road 34	3,490
SR 4	3,570
County Road 20	6,360
US 20	8,260
Orpha Avenue, Middlebury	9,460
Warren Street, Middlebury	11,570
York Street, Middlebury	15,260
County Road 10	11,630
SR 120	11,320
I-80 / I-90 Toll Road	12,650

SR 15	AADTC
US 6	8,040
County Road 46	8,240
County Road 142	9,730
College Avenue, Goshen	13,710
SR 119	18,690
Fifth Street, Goshen	12,910
US 33	6,660
Hackett Road, Goshen	15,310
US 20	11,620
County Road 10	8,770
St. Joseph Street, Bristol	9,100
SR 120, Junction West	9,720
SR 120, Junction East	14,710
Twin Rivers Trail, Bristol	7,460
I-80 / I-90 Toll Road	6,630
Michigan State Line	8,890

SR 19	AADTC
Lincoln Street, Nappanee	6,310
US 6	6,690
Van Buren Street, Nappanee	10,730
SR 119	11,680
US 20	28,300
Mishawaka Street, Elkhart	20,550
Hively Street, Elkhart	20,960
Strong Avenue, Elkhart	23,130
Edwardsburg Avenue, Elkhart	29,550
Cassopolis Street, Elkhart	24,020
Heaton Lake Road, Elkhart	31,320
I-80 / I-90 Toll Road	25,970
North Shore Drive, Elkhart	17,600
Michigan State Line	11,810

SR 119	AADTC
County Road 9	2,400
County Road 19	4,470
County Road 21	8,580
SR 15, Goshen	12,890

SR 120	AADTC
County Road 17	10,870
SR 15, Bristol	11,800
County Road 29	10,220
County Road 131	6,530
SR 13	5,980
Lagrange County Line	7,800

US 131	AADTC
Michigan State Line	11,840

AADTC=2001 Average Annual Daily Traffic Count
Source: Indiana Department of Transportation



LABOR FORCE
WORKFORCE ASSISTANCE
BUSINESS ASSISTANCE

877 535-1002

EMPLOYMENT data

Major Manufacturers by Employee Count

Forest River, Inc.	4,130
Keystone RV Company	1,885
Jayco, Inc.	1,039
KIK Custom Products	727
Home Crest Cabinetry	717
Syndicate Systems Inc	708
Supreme Corporation	677
Gulf Stream Coach, Inc.	650
Utilmaster	600
Kinro	529

Source: EDC of Elkhart County Research, 4/2009

Recent Announcements

Indratech of Indiana	\$1.7M
Mid-City Supply Co., Inc.	\$100,000
Maple Tronics Computers, Inc.	\$12,100
Conn-Selmer, Inc.	\$1.2M
Tenneco Automotive	\$6M
Utilmaster Corporation	\$1.4M
Hinsdale Farms, LTD	\$2.4M
Bennington Marine, LLC	\$250,000
KIK Custom Products	\$23M
Inter-Cambio Express	\$700,000

Source: 2008 Annual Report, EDC of Elkhart County

Global Relationships

- Britain
- Canada
- China
- Denmark
- France
- Germany
- Japan
- Kuwait
- Mexico
- Netherlands
- Saudi Arabia
- Sweden
- Taiwan
- Turkey



Labor Resources

Skills Enhancement Fund (SEF)

Provides financial assistance to businesses committed to training their workforce. Trainees must be Indiana residents. SEF reimburses eligible training expenses over a two-year term. Companies may reapply for additional SEF funds after their initial two-year term. The Indiana Economic Development Corp. typically does not provide reimbursement for training required by law.

Technology Enhancement Certification for Hoosiers (TECH)

A reimbursement grant program designed to help companies meet the demands of the new IT economy by increasing the number of certified information technology workers in Indiana. This program provides financial assistance to companies that are committed to training their workers on the latest information technology.

*David Behr, Senior Project Manager
574-288-6834, dbehr@iedc.in.gov*

Workforce Assistance

WorkOne

Employee Recruitment, Job Fairs, Applicant Screening, Applicant Testing, WorkKeys Job Profiles and Assessments, Dislocation Support, Incumbent Worker Training Grants, On the Job Training, Customized Training, Posting of Jobs on the Statewide Electronic Job Matching System.

*ElizaBeth A. Livengood, Business Services Manager
574-237-9672, ext. 2525, elivengood@gotoworkone.com*

Business Assistance

North Central Indiana Business Assistance Center (NCI) assists companies in process improvement in the form of training and implementation of Lean concepts. Lean business transformations, or the continuous identification and elimination of process waste, typically resulting in significant increase in capacity, shorter lead-times, lower inventories, higher quality and reduced cost of manufacturing.

NCI also focuses on improved levels of Technology in business and to that end works with Universities, businesses, agencies and resources to transfer, incorporate, improve and create new levels of business technology.

*Jim Walsh, VP Business Technology Improvements
574-293-1531, jwalsh@elkhart.org
www.michianatech.org*

Purdue Technical Assistance Program (TAP) supports performance improvement by utilizing faculty, students, and staff through various programs and services: faculty assistance projects, advanced manufacturing training, energy efficiency services, healthcare technical assistance, business innovation, pharma technical assistance, summer intern, high tech job fair for Indiana companies.

*Jeff Burbrink, Economic & Community Development Manager
574-533-0554, jburbrink@purdue.edu, www.tap.purdue.edu*



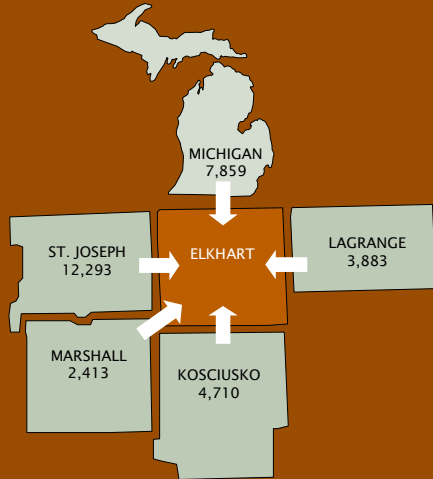
Make it Here

Bristol Elkhart Goshen Middlebury Millersburg Nappanee New Paris Wakarusa



EMPLOYMENT data

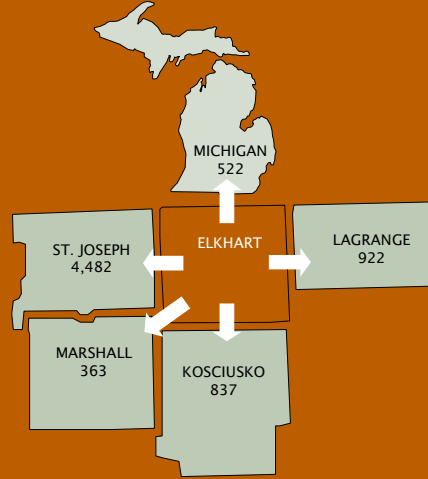
Commuting into Elkhart County (represents 20.4% of County Work Force)



Number of persons who live in another county (or state) but work in Elkhart County **35,230**

Source: STATS Indiana Annual Commuting Trends Profile, Tax Year 2007, Table compiled Jan 15, 2009

Commuting out of Elkhart County (represents 5.7% of County Work Force)



Number of persons who live in Elkhart County but work outside the county **8,374**

Source: STATS Indiana Annual Commuting Trends Profile, Tax Year 2007, Table compiled Jan 15, 2009

Cost of Living

Metropolitan Areas	Elkhart-Goshen MSA
Composite Index (100%)	97.5
Grocery Items (16%)	96.0
Housing (28%)	99.8
Utilities (8%)	100.5
Transportation (10%)	96.7
Health Care (5%)	93.0
Miscellaneous (33%)	96.4

Source: US Census Bureau

Indiana Advantage

State	Total State Business Taxes: Sum of Corporate State Income Tax, Workers' Compensation and Unemployment Insurance
Indiana	\$179,199
Illinois	\$314,531
Kentucky	\$236,836
Michigan	\$186,212
Ohio	NA*

* No private worker's compensation insurance; handled through state. (Assumptions: Taxable Income = \$1,000,000 and Unemployment = 100)

Source: IEDC (2007)

Labor Force (Elkhart County)

Labor Force	97,486
Employed	80,160
Unemployed	17,326

Source: Indiana Department of Workforce Development, April 2009

Average Annual Unemployment Rate

Elkhart County	17.8
Indiana	9.9
United States	8.6

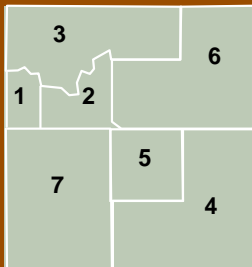
Source: Indiana Department of Workforce Development, April 2009



SUPPORT SERVICES data

Public K-12 School Districts

1. Baugo Community Schools
James DuBois, Superintendent
jdubois@baugo.org, 574-293-8583
2. Concord Community Schools
George Dyer, Superintendent
gdyer@concord.k12.in.us, 574-875-5161
3. Elkhart Community Schools
Mark Mow, Superintendent
mmow@elkhart.k12.in.us, 574-262-5516
4. Fairfield Community Schools
Thomas Tumey, Superintendent
ttumey@fairfield.k12.in.us, 574-831-2188
5. Goshen Community Schools
Dr. Bruce Stahly, Superintendent
bstahly@goshenschools.org, 574-533-8631
6. Middlebury Community Schools
Jim Conner, Superintendent
jimconner@mcsin-K12.org, 574-825-9425
7. Wa-Nee Community Schools
Joe Sabo, Superintendent
jsabo@wanee.org, 574-773-3131



Indiana's Major Universities



1. Anderson University
2. Ball State University
3. Butler University
4. Indiana State University
5. Indiana University + 7 regional
6. Purdue University + 5 regional
7. Trine University
8. University of Notre Dame
9. University of Saint Francis
10. Valparaiso University
11. Vincennes University
12. University of Evansville

Career & Technical Education

Elkhart Area Career Center (EACC) 574-262-5650
Stephen Barkdull, Director www.elkhart.k12.in.us/eacc

Post Secondary Education within an hour of Elkhart County



- Ancilla College
 - Associated Mennonite Biblical Seminaries
 - Bethel College
 - Beulah Bible College
 - Concordia Theological Seminary
 - Davenport University
 - Goshen College
 - Grace College
 - Holy Cross College
 - Huntington University
 - Indiana Business College
 - Indiana Fundamental Bible College
 - Indiana Tech
 - Indiana University South Bend, Elkhart
 - Indiana University-Purdue University, Fort Wayne
 - Indiana Wesleyan University
 - Ivy Tech - Michigan City, South Bend, Elkhart, Warsaw, Fort Wayne
 - Manchester College
 - Purdue University-North Central
 - Purdue University-College of Technology
 - Saint Mary's College
 - Saint Mary-of-the-Woods College
 - Taylor University
 - Tri-State University
 - University of Notre Dame
 - University of Saint Francis
 - Valparaiso University
-
- Andrews University
 - Davenport University
 - Glen Oaks Community College
 - Kalamazoo College
 - Kalamazoo Valley Community College
 - Lake Michigan College
 - Southwestern Michigan College
 - Western Michigan University



Health Care

Elkhart General Healthcare System
Full-service, 325-bed hospital. Heart & Vascular Center and Regional Center for Cancer Services. Opened new Oncology Care Unit in 2006.
574-294-2621, www.egh.org

Goshen Health System

Full-service, 123-bed hospital. Center for Cancer Care, TEAM: Bariatrics Center for Weight Reduction, and The Retreat Women's Health Center. Opened new, state-of-the-art surgical suites and expanded Emergency Department in 2007.
574-533-2141, www.goshenhealth.org



ELKHART COUNTY
OUR COMMUNITIES
OUR NEIGHBORS

DEMOGRAPHICS data

877 535-1002

Elkhart County

	1990		2000		2008		2013		Growth %
	Census		Census		Estimate		Projection		change
									1990-2013
Total Population	156,202		182,791		202,809		214,867		37.56%
0 to 4	13,281	8.50%	14,800	8.10%	16,329	8.10%	14,234	6.60%	7.18%
5 to 14	24,396	15.60%	29,738	16.30%	31,279	15.40%	32,911	15.30%	34.90%
15 to 19	11,308	7.20%	13,375	7.30%	14,221	7.00%	15,808	7.40%	39.79%
20 to 24	11,481	7.40%	12,300	6.70%	12,374	6.10%	14,608	6.80%	27.24%
25 to 34	25,948	16.60%	26,566	14.50%	29,166	14.40%	27,629	12.90%	6.48%
35 to 44	23,794	15.20%	27,916	15.30%	27,739	13.70%	28,422	13.20%	19.45%
45 to 54	16,019	10.30%	23,453	12.80%	28,425	14.00%	29,977	14.00%	87.13%
55 to 64	12,480	8.00%	14,802	8.10%	20,781	10.20%	24,960	11.60%	100.00%
65 to 74	9,972	6.40%	10,271	5.60%	11,418	5.60%	14,528	6.80%	45.69%
75 to 84	5,569	3.60%	7,055	3.90%	7,752	3.80%	8,469	3.90%	52.07%
85+	1,957	1.30%	2,515	1.40%	3,327	1.60%	3,313	1.50%	69.29%
Median Age	31.8		33		34.3		35.7		12.26%
Average Hhld Income	\$37,721		\$54,985		\$65,547		\$70,974		88.16%
Median Hhld Income	\$30,985		\$44,571		\$54,910		\$60,750		96.06%
Per Capita Income	\$13,797		\$19,900		\$23,601		\$24,975		81.02%
High School Graduate	37,424	39.10%	41,656	37.00%	47,565	37.00%	50,363	36.70%	34.57%
Some College, No Degree	14,697	15.40%	21,084	18.70%	25,949	20.20%	28,522	20.80%	94.07%
Associates Degree	3,975	4.20%	5,061	4.50%	8,231	6.40%	10,275	7.50%	158.49%
Bachelor's Degree	8,449	8.80%	11,223	10.00%	17,126	13.30%	20,862	15.20%	146.92%
Graduate Degree	5,103	5.30%	6,242	5.50%	6,064	4.70%	5,755	4.20%	12.78%

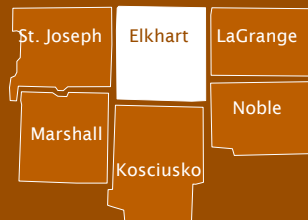
Source: www.demographicsnow.com and US Census Bureau

Elkhart County Communities

	Bristol	Elkhart	Goshen	Middlebury	Millersburg	Nappanee	New Paris	Wakarusa
Total Population	1,041	53,003	30,907	3,367	886	7,220	1,037	1,829
Average Household Income	\$64,359	\$57,647	\$57,279	\$80,106	\$53,925	\$60,260	\$61,377	\$67,420
Median Household Income	\$55,603	\$46,531	\$49,592	\$67,705	\$52,782	\$57,540	\$53,424	\$55,193
Per Capita Income	\$24,274	\$21,862	\$21,762	\$27,115	\$18,047	\$21,492	\$22,254	\$24,164

Source: www.demographicsnow.com and US Census Bureau

Elkhart County and Neighbors



	Elkhart County	Kosciusko County	LaGrange County	Marshall County	Noble County	St. Joseph County
Total Population	202,809	78,982	38,099	48,009	48,446	266,729
Median Age	34.3	37	31.3	36.5	35.4	35.8
High School Graduate	37.00%	36.70%	34.50%	41.00%	43.80%	34.40%
Associates Degree	6.40%	7.90%	4.00%	6.50%	5.80%	6.60%
Bachelor's Degree	13.30%	14.80%	5.80%	9.40%	7.90%	17.30%
Graduate Degree	4.70%	7.00%	3.80%	6.20%	3.90%	9.80%
Average Household Income	\$65,547	\$56,264	\$57,724	\$57,864	\$56,307	\$58,334
Number of Employees	136,710	39,667	10,326	23,697	20,855	149,001

Source: www.demographicsnow.com and US Census Bureau